



PRODUCTION HANDBOOK

FOR INTER / INTER ADV STUDENTS
PERFORMING ONSTAGE SAT 30TH NOV

ACT ONE: 6.00PM / ACT TWO: 7.30PM



WELCOME TO WONDERLAND!

We are always excited to bring performance opportunities to our students; performing onstage is a fun part of our work! At WPAS, we are 100% aligned with our parents and families - we want to provide an incredibly positive experience for our students and children, which is why our December Productions are so fun! It will be an amazing time; yes, it's a busy time of year, but we are all here together and will take care of each other. Please ask us any questions you have, as we want this to be a smooth, easy and enjoyable process for you as well! All of this information may feel daunting - but we are here to communicate everything you need to know so that you and your child are equally for this exciting experience

WHAT'S IN THE HANDBOOK:

- All Rehearsal times, dates and information
- Hair, Make-up & Costume Requirements
- Ticket & Production Information

THIS HANDBOOK BELONGS TO:

CALENDAR DATES FOR NOVEMBER & DECEMBER

| DATES | EVENT | VENUE |
|--------------------------------------|---|-------------------------|
| Sunday 17th November | Wonderland Costume Rehearsal | WPAS |
| Thursday 28th Nov | Wonderland Inter/Inter Adv Stage Rehearsal | Wiigulga Sports Complex |
| Friday 29th Nov | Wonderland Inter/Inter Adv Technical Rehearsal | Wiigulga Sports Complex |
| Saturday 30th Nov | Wonderland Production (Act 1 6pm / Act 2 7.30pm) | Wiigulga Sports Complex |
| Monday 25th Nov - Friday 29th Nov | No regular classes at WPAS (only Thurs/Fri Rehearsals) | - |
| Monday 2nd Dec - Saturday 7th Dec | Last week of classes at WPAS & Christmas Parties in Classes | WPAS |

WPAS CONTACTS

| STAFF | CONTACT |
|------------------------------------|---|
| JADE NAIDU (ARTISTIC DIRECTOR) | info@naiduperformingarts.com / 0417698914 |
| TRACY DUNN (OFFICE MANAGER) | accounts@woolgoolgaperformingartsstudio.com & info@woolgoolgaperformingartsstudio.com / 0417698914 |
| JACKSON GRAY (BUSINESS MANAGER) | info@woolgoolgaperformingartsstudio.com / 0439987748 |

WONDERLAND

HIGHLIGHT WHICH CLASSES YOUR CHILD IS IN
SO YOU KNOW HOW TO READ THEIR SCHEDULES
& PURCHASE THE CORRECT TICKET(S)

WHICH ACT IS YOUR CHILD IN? MAKE SURE YOU KNOW SO YOU CAN PURCHASE THE RIGHT TICKET

| INTER/ADV CLASSES/SOLOS IN ACT ONE ONLY | INTER/ADV CLASSES/SOLOS IN ACT TWO ONLY |
|---|---|
| Inter Adv MT Sat | Inter Adv/Teen MT Thursday |
| Inter MT Thursday | Jnr Inter Tap Tues |
| Inter KLT | Inter Lyrical/Contemp Tues |
| Inter Adv Hip Hop | Inter Adv Contemp Monday |
| Inter Adv KLT | 10s Junior Eisteddfod Team |
| Grade 3 Ballet Thurs | Mimi Solo |
| Grade 3-5 Ballet | Zoe & Mali Duet |
| Inter Adv Lyrical | Riley & Bonnie Duet |
| Saachi & Emily Duet | Maya Brand Solo |
| Ella Wakefield Solo | Lost Boy Characters |
| Wonderland Characters (Except Lost Boys) | Wonderland Characters + Lost Boys |
| INTER/ADV ACT ONE STUDENTS BY NAME | INTER/ADV ACT TWO STUDENTS BY NAME |
| <p><u>INTER ADV MT SAT</u> Pippa Anders, Everly Baker, Molly Mae Black, Riley Bursle, Ellouise Eggins, Isla Gourley, Freya Hannaford, Evie Hollywood, Jude Jessup, Mimi Kyburz, Alessi Lee, Nicholas McAra, Amelia Peick, Emerald Ralph</p> <p><u>INTER MT THURSDAY</u> Emma Brissett, Iggy Dworjany, Sabine Evanwood, Camilla Foldes, Sadie Hardaker, Chloe Henwood, Spencer Locke, Edie McDonough, Helyna Page, Florence Pelmore, William Thompson, Mia Ursenbacher</p> <p><u>INTER KLT TUES</u> Dahlia Hanrahan, Emily Hutton, Saachi Hyland-Kandola, Lara Johnstone, Aria Murdock, Ada Tierney</p> <p><u>INTER ADV HIP HOP MONDAY</u> Everly Baker, Mia Berger, Ellouise Eggins, Mila Mitchell, Sienna Perrie</p> <p><u>INTER ADV KLT MONDAY</u> Zoe Ashcroft, Savannah Bailey, Maya Brand, Freya Hannaford, Mimi Kyburz, Sari Pearson, Taylah Pitt</p> <p><u>GRADE 3 BALLET THURSDAY</u> Everly Baker, Riley Bursle, Dahlia Hanrahan, Saachi Hyland-Kandola, Mimi Kyburz, Aria Murdock, Ari Tarleton-Grant, Mia Ursenbacher, Ella Wakefield</p> <p><u>GRADE 3 BALLET TUES</u> Everly Baker, Bonnie Hammond, Mimi Kyburz, Tamsyn Robin, Ella Wakefield, Charlotte Wible</p> <p><u>INTER ADV LYRICAL MONDAY</u> Emily Ashcroft, Savannah Bailey, Everly Baker, Maya Brand, Freya Hannaford, Evie Hollywood, Mimi Kyburz, Sari Pearson, Taylah Pitt, Mali Purser, Mahli Webb, Sophee Williams</p> | <p><u>INTER ADV/TEEN MT THUR</u> Lacey Keam, Millie Latham, Eve Mason, Amelia Peick, Lily Reid, Ari Tarleton-Grant, Isabella Waldron</p> <p><u>JNR/INTER TAP TUES</u> Ella Breed, Piper Burke, Leo Bursle, Ciara Hannaford, Lara Johnstone, Mikaela Keam, Charlene King, Olivia Miller, Avril Murdock</p> <p><u>INTER LYRICAL/CONTEMP TUES</u> Ivy Ashcroft, Emma Brissett, Sabine Evanwood, Josie Fidge, Dahlia Hanrahan, Zali Hollywood, Emily Hutton, Saachi Hyland-Kandola, Mila Jimenez, Kara Johnstone, Billie Martin, Aria Murdock, Bronte Quigley, Ada Tierney, Ella Wakefield</p> <p><u>INTER ADV CONTEMP MONDAY</u> Emily Ashcroft, Zoe Ashcroft, Alice-Violet Balaz, Isla Hastie, Evie Hollywood, Sophee Williams</p> <p><u>U10S EIST TEAM</u> Ella Breed, Piper Burke, Leo Bursle, Savannah Devlin, Evelyn Ewart, Ciara Hannaford, Dahlia Hanrahan, Emily Hutton, Lara Johnstone, Olivia Miller, Aria Murdock, Avril Murdock, Ella Wakefield</p> |

WONDERLAND

PURCHASING YOUR TICKETS

To be able to purchase your tickets you need to know whether your child is performing in only Act One, Act Two or the whole show. If you're unsure from the list on Page 2, log into your DSP Account, and you can see what act your child's classes are in as your account is customised to you. **ONSALE FRIDAY 8TH NOV**

TICKETS: <https://www.trybooking.com/CWVZH>



1. HOW TO BUY AN ACT ONE TICKET/SEAT

Adult: \$28.00
Child U14: \$25.00



- Click: Saturday 30th Nov
- Click: Act One Ticket - Select (the first option)
- Select your seating option
- Select how many Act One Adult / Child ➤ Tickets
- Select your seats, select 'next'
- Checkout

If you need to go back, scroll down to the bottom of the Checkout and click 'back' on the left hand side'

2. HOW TO BUY AN ACT TWO TICKET/SEAT

Adult: \$28.00
Child U14: \$25.00



- Click: Saturday 30th Nov
- Click: Act Two Ticket - Select (the second option)
- Select your seating option
- Select how many Act Two Adult / Child ➤ Tickets
- Select your seats, select 'next'
- Checkout

If you need to go back, scroll down to the bottom of the Checkout and click 'back' on the left hand side'

3. HOW TO BUY A FULL SHOW TICKET (ACT ONE AND ACT TWO)

Adult: \$33.00
Child U14: \$30.00



To purchase a ticket for the whole show, you must select an Act One Ticket and an Act Two Ticket.

This ensures that you get the same seat for both acts, as some people will only have seats for one act, allowing other families to purchase those seats for the next act.

- Follow the 2 steps above to purchase an Act One and Act Two ticket
- At checkout, you should have 2x tickets per person.. 1x Ticket for Act One, 1x Ticket for Act Two
- Use the code **FULLSHOWTICKET** which will change the price to the Full Show Ticket

Seating Options

- 1) Front Row Seating ((Premium views! These seats have a separate price)
- 2) General Seating (All other seats)

3) Standing Room (Parents who have to come to both Sat & Sun concerts: Please purchase seats for one main concert and select 'Multiple Show' standing ticket for the other shows if you do not wish to purchase tickets for both concerts)

Please note Trybooking adds a small ticketing fee

Students who have finished performing in Act One can watch Act Two from our allocated student area or sit on parents' laps

WONDERLAND

SIGN UP TO BE A VOLUNTEER PARENT HELPER!

Every year we improve and refine our Volunteer Parent Helper processes and tasks, this year we are ready to implement our upgrades to create an even better experience for all!

Volunteering not only benefits the children but also strengthens the community, making the event enjoyable for everyone involved.

Responsibilities and Tasks of Being a Parent Volunteer:

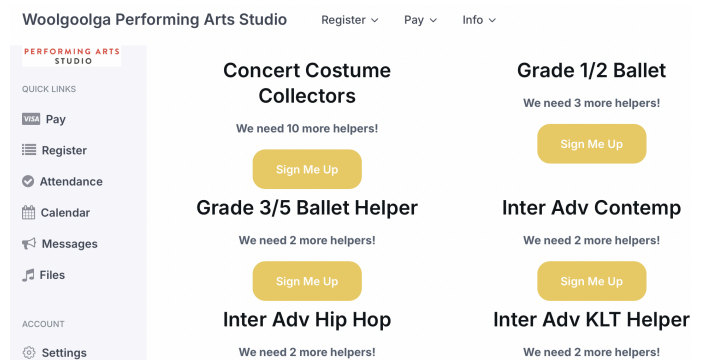
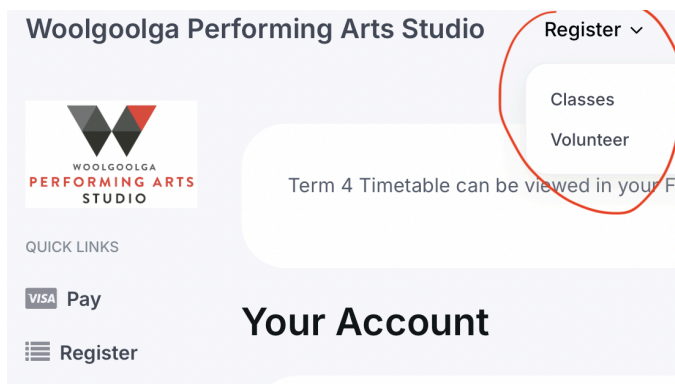
- Costume Management: Ensure all children change into their correct costumes before the performance.
- Stage Management: Assist in guiding children to the stage at the appropriate times, ensuring they are ready to perform.
- Supervision: Monitor the children during rehearsals and the concert to ensure their safety and well-being.
- Encouragement: Offer emotional support to young students, helping to boost their confidence before going on stage.

Check out the perks to being a Volunteer Parent Helper!

- Parent helpers get a close-up view of their child's performance from the side stage, enhancing their child's stage experience and makes for lasting memories for both the parent and child.
- By volunteering, parents help create a positive atmosphere for all performers, fostering teamwork and community spirit.
- Volunteers receive a complimentary ticket to be used for another family member

It's easy to register as a volunteer in just 3 steps!

- 1) LOG IN TO YOUR DSP PORTAL / APP
- 2) CLICK 'REGISTER' AND 'VOLUNTEER'
- 3) SELECT THE CLASSES YOU CAN VOLUNTEER TO HELP FOR



We understand if you're unable to attend every rehearsal however we appreciate all the help we can get, if there are some days you can't make it just let us know!

WONDERLAND

EXTRA TIPS, REMINDERS & AFTER THE PRODUCTION HAS FINISHED

KEEPING BELONGINGS TOGETHER

It is recommended students bring a clearly labelled tub or wide washing basket to hold their bags and belongings in. Make your own little pack of supplies such as - extra hair spray, gel, hair elastics, bobby pins, safety pins and make up for touch-ups as required. Please ensure any medication required is packed and clearly labelled with instructions for the helpers.

FOOD AND DRINK

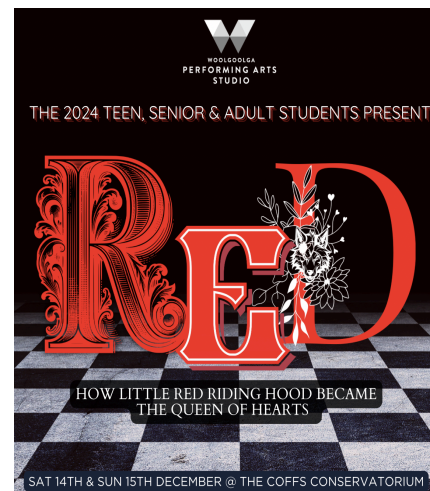
Costumes are easily ruined by food and drink stains, please WEAR your WPAS Jacket or a 'cover-up' for when students need to eat a snack. Bring plenty of nutritious snacks and meals to keep energy up – please, NO fast food etc. Please have water bottles labelled. There is a cafe at the Complex however it's not all guaranteed what they have available but can be a last resort if needed.

PARENT VOLUNTEER INFORMATION

If you would like to help as a Parent Helper you are still able to watch your child from the wings - a great way to connect with your child and create a bonding experience for life.

PICK UP / DROP OFF

Please drop off and pick up your child from our dedicated point at the south entrance of the complex. Students will not be allowed to leave the building without a parent or guardian so please collect from this same point.



CLASSES STILL RUN AFTER THE CONCERT

This year, we still have a week of classes after the Concert from 2nd Dec - 7th Dec as the concert is earlier than usual. This is a great chance to share stories about the concert and enjoy a Christmas Party in class before finishing!

SEE WHERE THE TRAINING LEADS! COME AND SEE THE SENIOR SHOW!

Don't miss out on our Senior & Adult Production 'RED' Performing at the Coffs Harbour Regional Conservatorium on Saturday 14th and Sunday 15th December. This is the perfect way to see the results of our amazing training and opportunities at WPAS as most of our Seniors have been dancing at the studio for 10+ yrs. A great way to inspire your little performer and dream of where they could be next!

WONDERLAND

HAIR & MAKEUP TUTORIALS + COSTUME REHEARSAL DAY SUNDAY 17TH NOVEMBER @ WPAS

Welcome to our Costume Rehearsal day for Wonderland!

A day where students learn and understand the process of wearing their costume for their routines, dances and songs. Preparing for and wearing a costume takes practise - and this is the day for it!

We make sure costumes fit well with student's stockings and dance shoes and make any adjustments to customise the costume to your child's body. This service is all included in your costume fee and we also provide the transportation, steaming and preparation of each costume for the performances so that you don't have to!

There are two Hair and Makeup tutorials held this day which are open for all students and parents to attend. We will have a camera set up and a tv screen so that you can see the finer details of how to correctly and effectively do hair and makeup. Every child is unique, how you do their hair and makeup is no different - we can teach you the generic way then help you tailor it to suit your child.

Jack and Tracy will be in the office between 10.00am and 2.00pm for all of your stockings, shoes and WPAS merch needs! It's a great opportunity to come and ask questions and gain more clarity about the Production process.

| Classes scheduled for rehearsal on 17th Nov | Classes not scheduled / do not need to attend |
|---|---|
| Pri / Jnr Tap Sat Primary Adv Sat Ballet Pri/ Jnr Hip Hop SAT Primary MT Sat Grade 1 2 Ballet Grade 3 / 5 Ballet Junior KLT Tues Jnr/Int Hip Hop Wed Junior Lyrical/Contemp Tues Jnr/Int Tap Tuesday Junior Adv MT Saturday 8s Eisteddfod Team 10s Eisteddfod Team Inter Lyrical/Contemp Inter Adv Hip Hop Inter KLT Inter Adv Contemp Inter Adv KLT Inter Adv Lyrical Inter MT Thurs Inter Adv/Teen MT Thurs Inter Adv MT Sat Wonderland Script Characters | Primary Combo Mon Primary Combo Sat Pre Pri Ballet Wed Fairy Feet Tues |

GROUP 1 - SUNDAY 17TH NOV - COSTUME REHEARSAL DAY @ WPAS

GROUP 1: Arrive at 8.45am / Finish at 10.15am or Come to Tutorial 10.15am - 11.00am

| Time | Class | Teacher | Notes |
|------------------|---|---|--|
| 9.00am - 10.15am | Junior Lyrical/Contemp Tues Primary Adv Sat Ballet Junior KLT Tues Jnr/Int Hip Hop Wed 8s Eisteddfod Team | Amy Amy Amy Seeana/Teg Seeana/Teg | <p>Group 1 Students in this block:</p> Kate Boettiger Ella Breed Piper Burke Evelyn Cockroft Arleigha Corrigan Savannah Devlin Bliss Evans Evelyn Ewart Layla Forbes Imogen Muggleton Avril Murdock Calla Lily Perkins Frankie May Spyve Kylah Townley Emerald Fidge Ciara Hannaford |
| 9.00am - 10.15am | | | Miya Jones Alexis Keating Meikah Kempshall Eve Marsh Lily Marsh Olivia Miller Savannah Miller Ailey Murdock Lotus Smith Indi Bradley Edie McDonough Layla Pearson Madison Sinclair Lillian Stone Aaliyah Teale-Zorzit Elyse Thick Leo Bursle Savannah Devlin |
| 10.15 - 11.00am | Hair, makeup, accessories tutorial for Parents & Students | | Student Break |

GROUP 2 - SUNDAY 17TH NOV - COSTUME REHEARSAL DAY @ WPAS

GROUP 2: Come to Tutorial 10.15am - 11.00am or arrive at 10.45am / Finish at 12.30pm

| Time | Class | Teacher | Notes |
|-------------------|--|--|---|
| 10.15 - 11.00am | Hair, makeup, accessories tutorial for Parents & Students | | Student Break |
| 11.00am - 12.30pm | Inter Adv Lyrical Pri / Jnr Tap Sat Inter Adv KLT Pri/ Jnr Hip Hop SAT Inter Adv Contemp Grade 1 2 Ballet | Kaity Amy Kaity Matt Kaity Jade | <p>Group 2 Students in this block:</p> Emily Ashcroft Zoe Ashcroft Savannah Bailey Everly Baker Maya Brand Freya Hannaford Evie Hollywood Mimi Kyburz Sari Pearson Taylah Pitt Mali Purser Mahli Webb Sophee Williams Arleigha Corrigan Joy McLean |
| | | | Lily Marsh Rosie Wyatt Charlie Walsh Oak Waters Elsie White Piper Burke Georgina Dencker Olivia Miller Savannah Miller Florence Pelmore Alice-Violet Balaz Isla Hastie Ella Breed Emma Brissett Leo Bursle Ciara Hannaford Lara Johnstone |

GROUP 3 - SUNDAY 17TH NOV - COSTUME REHEARSAL DAY @ WPAS

GROUP 3: Arrive at 12.15pm / Finish at 2.00pm or come to tutorial 2.00pm - 2.45pm

| Time | Class | Teacher | Notes |
|------------------|---|---|--|
| 12.30pm - 2.00pm | Inter Adv Hip Hop 10s Eisteddfod Team Primary Adv MT Sat Inter Lyrical/Contemp Junior Adv MT Sat Inter KLT | Cleo Kaity Bec Rich Ella Billie Ella | Group 3 Students in this block: Everly Baker Mia Berger Elouise Eggins Mila Mitchell Sienna Perrie Ella Breed Piper Burke Leo Bursle Savannah Devlin Evelyn Ewart Ciara Hannaford Dahlia Hanrahan Emily Hutton Lara Johnstone Olivia Miller Aria Murdock' Avril Murdock Ella Wakefield Ted Boughton-Dent Mia French Leo Lawrence Ellie Pleaner Aaliyah Teale-Zorzit Savannah Miller Emilia Nyhan Elsie White Ivy Ashcroft Emma Brissett Sabine Evanwood Josie Fidge Zali Hollywood Saachi Hyland-Kandola Mila Jimenez Billie Martin Aria Murdock Bronte Quigley Ada Tierney Savannah Bailey Arabella Beadle Savannah Burrows Arleighta Corrigan Charlene King Joy McLean Isla Miller Eve Nash Jentah Ngiau-Keng |
| 2.00pm - 2.45pm | Hair, makeup, accessories tutorial for Parents & Students | | Student Break |

GROUP 4 - SUNDAY 17TH NOV - COSTUME REHEARSAL DAY @ WPAS

GROUP 4: Come to Tutorial 2.00pm - 2.45pm or arrive at 2.30pm / Finish at 4.00pm / Wonderland Characters finish at 4.30pm

| Time | Class | Teacher | Notes |
|-----------------|--|---|---|
| 2.00pm - 2.45pm | Hair, makeup, accessories tutorial for Parents & Students | | Student Break |
| 2.30pm - 4.00pm | Grade 3 / 5 Ballet Jnr/Int Tap Tuesday Inter MT Thurs Inter Adv/Teen MT Thurs Inter Adv MT Sat | Jade Amy Bec Rich Bec Rich Jade | Group 4 Students in this block: Everly Baker', Bonnie Hammond Mimi Kyburz , Tamsyn Robin Ella Wakefield , Charlotte Wiblen Riley Bursle , Leo Bursle Dahlia Hanrahan , Saachi Hyland-Kandola Ari Tarleton-Grant , Aria Murdock Avril Murdock , Mia Ursenbacher Ella Breed , Piper Burke Ciara Hannaford , Lara Johnstone Mikaela Keam , Charlene King Olivia Miller , Emma Brissett Edie McDonough , Evie Hollywood Jentah Ngiau-Keng, Millie Latham Iggy Dworjanyan , Sabine Evanwood Camilla Foldes , Sadie Hardaker Chloe Henwood , Spencer Locke Edie McDonough , Helyna Page Florence Pelmore , Will Thomspen Pippa Anders , Molly Mae Black Riley Bursle , Ellouise Eggins Isla Gourley , Freya Hannaford Evie Hollywood , Jude Jessup Mimi Kyburz , Alessi Lee Nicholas McAra , Amelie Peick Lily Reid , Isla Miller , Joy McLean Ellie Pleaner, Emerald Ralph Lacey Keam, Eve Mason, Isabella Waldron |
| 4.30pm Finish | Wonderland Characters | Jade | |

WONDERLAND

**STAGE REHEARSAL @ WIIGULGA COMPLEX
THURSDAY 28TH NOVEMBER**

A Stage rehearsal takes place of our usual studio classes, with full hair & makeup (but no costumes). The objective of this rehearsal is to run the full Wonderland Production in its full 'flow' for the first time so students understand how the show works and get to watch each other for the first time! This rehearsal is on the big stage at the Wiigulga Sports Complex! We encourage parents to drop off their child once signed in and arrive at the pick up time - if you would like to stay for rehearsals & help with the shows you can sign up to be a Volunteer Parent Helper!

Student Drop Off & Pick Up is at the back entrance of the Wiigulga Sports Complex (opposite Woolgoolga High School.) Parents must sign their child in and out at the back of the building - our lovely Backstage Manager Sharon will be there to greet you!

What to bring:

- Water Bottle & Snacks. Colouring Books / things to keep occupied are recommended for students who have a long rehearsal
- Correct dance stockings & dance shoes
- Please label all personal items so that we know if you've left something!
- Don't forget to sign up to be a Volunteer Parent Helper if you can and help with the rehearsals & show

INTER / INTER ADV STAGE REHEARSALS - THURSDAY 28TH NOVEMBER

| INTER CLASSES IN WHOLE SHOW | Teacher | Arrive | Pick Up |
|---|-------------|--------|---------|
| Wonderland Characters (Except Lost Boys in Act Two) | | 4.45pm | 9.00pm |
| INTER CLASSES/SOLOS IN ACT ONE ONLY | Teacher | Arrive | Pick Up |
| Inter Adv MT Sat | Jade | 4.45pm | 7.15pm |
| Inter MT Thursday | Bec | 4.45pm | 7.15pm |
| Inter KLT | Ella | 4.45pm | 7.15pm |
| Inter Adv Hip Hop | Cleo | 4.45pm | 7.15pm |
| Inter Adv KLT | Kaity | 4.45pm | 7.15pm |
| Grade 3 Ballet Thurs | Jade | 4.45pm | 7.15pm |
| Grade 3-5 Ballet | Jade | 4.45pm | 7.15pm |
| Inter Adv Lyrical | Kaity | 4.45pm | 7.15pm |
| Saachi & Emily Duet | Alyssa | 4.45pm | 7.15pm |
| Ella Wakefield Solo | Alyssa | 4.45pm | 7.15pm |
| INTER CLASSES/SOLOS IN ACT TWO ONLY | Teacher | Arrive | Pick Up |
| Inter Adv/Teen MT Thursday | Bec Rich | 6.15pm | 8.15pm |
| Jnr Inter Tap Tues | Ella | 6.15pm | 8.15pm |
| Inter Lyrical/Contemp Tues | Ella | 6.15pm | 8.15pm |
| Zoe & Mali Duet | Kaity | 6.15pm | 8.15pm |
| Inter Adv Contemp Monday | Kaity | 6.15pm | 8.45pm |
| 10s Junior Eisteddfod Team | Kaity | 6.15pm | 8.45pm |
| Mimi Solo | Alyssa | 6.15pm | 9.00pm |
| Maya Brand Solo | Alyssa | 6.15pm | 9.00pm |
| Riley & Bonnie Duet | Cleo | 6.15pm | 9.00pm |
| Lost Boy Characters | Jade / Matt | 6.15pm | 9.00pm |

WONDERLAND

TECHNICAL REHEARSAL @ WIIGULGA COMPLEX FRIDAY 29TH NOVEMBER

A Technical rehearsal is where we practise our Production with lights, sound and sets and practise in full hair & makeup and costumes. This is the rehearsal that has all of the elements of the show that students will perform with on the actual day. This rehearsal allows students to feel what its like to dance and sing under stage lighting and with added surroundings like set pieces and extra tech equipment. We encourage parents to drop off their child once signed in and arrive at the pick up time - if you would like to stay for rehearsals & help with the shows you can sign up to be a Volunteer Parent Helper! Student Drop Off & Pick Up is at the back entrance of the Wiigulga Complex. Parents must sign their child in and out at the back of the building - our lovely Backstage Manager Sharon will be there to greet you!

What to bring:

- Water Bottle & Snacks. Colouring Books / things to keep occupied are recommended for students who have a long rehearsal
- Correct dance stockings & dance shoes, flesh/nude undergarments (we will be practising in costumes!)
- Please label all personal items so that we know if you've left something!
- Bring a wide washing basket or tub for your child to keep their bags and things together in one spot
- Don't forget to sign up to be a Volunteer Parent Helper if you can and help with the rehearsals & show

INTER / INTER ADV TECH REHEARSALS - FRIDAY 29TH NOVEMBER

**Please note, we are starting with Act Two this day to rotate the late night*

| INTER CLASSES IN WHOLE SHOW | Teacher | Arrive | Pick Up |
|---|-------------|--------|---------|
| Wonderland Characters (Except Lost Boys in Act Two) | | 4.15pm | 8.45pm |
| INTER CLASSES/SOLOS IN ACT ONE ONLY | Teacher | Arrive | Pick Up |
| Inter Adv MT Sat | Jade | 6.00pm | 8.15pm |
| Inter MT Thursday | Bec | 6.00pm | 8.15pm |
| Inter KLT | Ella | 6.00pm | 8.15pm |
| Inter Adv Hip Hop | Cleo | 6.00pm | 8.15pm |
| Inter Adv KLT | Kaity | 6.00pm | 8.15pm |
| Grade 3 Ballet Thurs | Jade | 6.00pm | 8.45pm |
| Grade 3-5 Ballet | Jade | 6.00pm | 8.45pm |
| Inter Adv Lyrical | Kaity | 6.00pm | 8.45pm |
| Saachi & Emily Duet | Alyssa | 6.00pm | 8.45pm |
| Ella Wakefield Solo | Alyssa | 6.00pm | 8.45pm |
| INTER CLASSES/SOLOS IN ACT TWO ONLY | Teacher | Arrive | Pick Up |
| Inter Adv/Teen MT Thursday | Bec Rich | 4.15pm | 7.00pm |
| Jnr Inter Tap Tues | Ella | 4.15pm | 7.00pm |
| Inter Lyrical/Contemp Tues | Ella | 4.15pm | 7.00pm |
| Zoe & Mali Duet | Kaity | 4.15pm | 7.00pm |
| Inter Adv Contemp Monday | Kaity | 4.15pm | 7.00pm |
| 10s Junior Eisteddfod Team | Kaity | 4.15pm | 7.00pm |
| Mimi Solo | Alyssa | 4.15pm | 7.00pm |
| Maya Brand Solo | Alyssa | 4.15pm | 7.00pm |
| Riley & Bonnie Duet | Cleo | 4.15pm | 7.00pm |
| Lost Boy Characters | Jade / Matt | 4.15pm | 7.00pm |

WONDERLAND

IT'S SHOWTIME! @ WIIGULGA COMPLEX SATURDAY 30TH NOVEMBER

The day of your child's production is finally here, and it promises to be a magical experience! This is a wonderful opportunity to celebrate your little dancer's hard work and creativity. To keep the atmosphere joyful at home, focus on the excitement of the day—play uplifting music, share stories about their dance journey, and encourage your child to express their feelings. As you get ready together, enjoy the special moments of doing their hair and makeup—it's a chance to bond and create lasting memories. Remember, your positive energy will set the tone for the day, so let your enthusiasm shine! We can't wait to see all the smiling faces on stage!

On concert day, you can relax knowing that WPAS has your child's costumes covered! We'll take care of all the costume arrangements, ensuring that everything is in perfect condition for the big performance.

As a reminder, please have your child wear a jacket that can be zipped over their costume for easy travel. This will help keep their outfit safe and tidy until it's time to shine on stage! We're excited to make this day as smooth and enjoyable as possible for both you and your little dancer. Thank you for your trust, and let's make this experience unforgettable for both you and your child!

| INTER / INTER ADV SHOW - SAT 30TH NOV 6.00pm | |
|---|--|
| 4.30pm | Inter / Inter Adv Act One & Act Two students arrive at the Wiigulga Complex with hair and make up done Act One students will dress in their first costume |
| 5.00pm - 5.30pm | Warm ups onstage, Mic checks, Finale practise |
| 5.30pm - 6.00pm | Have a snack, water and get ready for Act One! Audience arrives |
| 6.00pm - 7.15pm | Act One of Wonderland (Act two students will get into costume & watch Act One) |
| 7.15pm - 7.30pm | Small Interval break |
| 7.30pm | Act One students can be picked up from the Back Door at 7.30pm or stay and watch Act Two |
| 7.30pm - 8.45pm | Act Two of Wonderland |
| 9.00pm | Act Two students can be picked up / Act One students watching can be picked up at 9.00pm |

INTER / INTER ADV PRODUCTION RUNNING ORDER - SAT 30TH NOVEMBER

| ROUTINE/SCENE | CLASS/ACTORS | TEACHER | MICS |
|---|---|---------------|------------|
| SCENE 1 - THE FIGHT | | | |
| Dialogue | Alice (Dahlia), Mother (Millie) | Matt | 2 Mics |
| Wonderland Opening | Inter Adv MT Saturday + Character Leads | Jade and Matt | |
| SCENE 2 - DOWN THE RABBIT HOLE | | | |
| Rabbits / Pocket Watch | Inter Adv KLT | Kaity | |
| Dialogue | Andrew (Jude), White Rabbit (Amelia) | Matt | 2 Mics |
| Down the Rabbit Hole | Inter Adv Hop Hop | Cleo | |
| Dialogue | White Rabbit (Amelia), Alice (Dahlia) | Matt | |
| White Rabbit Solo | Ella Wakefield | Alyssa | |
| Welcome to Wonderland | Inter Adv MT Sat | Jade | Class Mics |
| SCENE 3 - CHESHIRE CAT | | | |
| Senior Guest Soloist | Ella grace | | |
| Dialogue | Andrew (Jude), Cheshire (Emerald) | Matt | 2 Mics |
| Everybody Wants to Be A Cat | Inter MT Thursday | Bec Rich | Class Mics |
| Dialogue | Alice (Dahlia), Cheshire (Emerald) | Matt | 2 Mics |
| Quiet | Inter MT Thursday | Bec Rich | Class Mics |
| FINISH: Inter MT Thursday, Inter KLT, Inter Adv Hip Hop, Inter Adv KLT | | | |
| SCENE 4 - DODO & CATERPILLAR | | | |
| Caterpillar | Grade % Tuesday | Jade | |
| Dialogue | Dodo (Edie), Caterpillar (Saachi), Alice (Dahlia) | Matt | 2 Mics |
| Caterpillar | Grade 3 Thursday | Jade | |
| Senior Guest Soloist | Seeana | | |
| Saachi & Emily Duo | Saachi & Emily | Alyssa | |
| SCENE 5 - LOST BOYS HEARING | | | |
| Dialogue | King of Hearts (Spence), Queen of Hearts (Freya), Queen of Diamonds (Ellouise), Queen of Spades (Lily), Queen of clubs (Sabine), Doormouse (Nick), Andrew (Jude) | Matt | 3 Mics |
| What you waiting for | Inter KLT | Ella G | |
| Daisies | Inter Adv Lyrical | Kaity | |
| FINISH: Inter KLT, Grade % Ballet , Inter Adv Lyrical | | | |
| END OF ACT ONE | | | |
| SCENE 6 - DUCHESS & THE COOK | | | |
| Dialogue | Duchess (Everly), Cook (Alessi) , Small Alice (Jentah), Cheshire (Emerald) | Matt | |
| Dialogue | Peter (Riley), Tinkerbell (Bonnie) | Matt | |
| Time/Card Deck | Jnr/Inter Tap Tues | Amy | |
| SCENE 7 - THE TEA PARTY | | | |
| Senior Guest Duet | Matt & Ella Sinclair? | | |
| Dialogue | March Hare (Iggly), Mad Hatter (Ani), Peter Pan (Riley), Tinkerbell (Bonnie), Doormouse (Nick), Tall Alice (Mimi), White Rabbit (Amelia) | | 6 Mics |
| Tall Alice Solo | Mimi Dance Solo, Sung by Freya | Alyssa | 1 Mic |
| SCENE 8 - THE TEA PARTY PART TWO | | | |
| Freak Flag | Inter Adv/Teen MT Thursday | Bec Rich | Class Mics |
| Dialogue | Inter Adv/Teen MT Thurs | Bec Rich | Class Mics |
| Day - O | Inter Adv/Teen MT Thursday | Bec Rich | Class Mics |
| Finish: Inter MT Adv Thursday, Jnr Inter Tap Tues, | | | |
| SCENE 9 - THE CELL | | | |
| Rose Painter Solo | Maya Brand | Ella | |
| Painting the Roses Red | Inter Lyrical/Contemp | Ella | |
| Dialogue | King of Hearts (Spencer), Jack of Hearts (Molly), Andrew (Jude), Tweedle Dee (Evie) , Tweedle Dum (Isla), | Matt | 5 Mics |
| Tweedle Dance Duet | Zoe & Mali Duet | Kaity | |
| SCENE 10 - THE CELL PART TWO | | | |
| Dialogue | Tweedle Dee (Evie) , Tweedle Dum (Isla), Peter Pan (Riley) | | 3 Mics |
| Tweedle Dee & Dum Dance Duet | Caitlin & Kari * Senior Guests | | |
| SCENE 11 - LOST BOYS | | | |
| Dialogue | Foldes (Camilla), Curly (Isla) Latch (Arabella) Pockets (Joy) Rufio (Ellie), The Duchess (Everly), The Cook (Alessi) | | |
| Wild Things Are | Inter Adv Contemp Monday | Kaity | |
| SCENE 12 - THE TRIAL | | | |
| Cards Trio | Ella, Ivy, Olivia Cards Trio | Alyssa | |
| Dialogue | All characters except mother | | Class mics |
| Senior Guest Performers | Issy Stockton Solo + Tiana**Senior Guest? | | |
| Senior Guest Performer | Josie Armstrong? | | |
| Lyrical | U10s JNR Eisteddfod Team | Kaity | |
| SCENE 13 - HOME | | | |
| I'll Try | Riley & Bonnie Duo, SC 13 characters sing | Matt Jade | Class Mics |
| Dialogue | Peter Pan (RILEY) , Tall Alice (Mimi) Small Alice (Jentah), Alice (Dahlia), Dodo (Edie), Mother (Millie), Cheshire (EMERALD), Lost Boys (Joy, Isla, Ellie, Arabella, Camilla) | Matt | Class Mics |

WONDERLAND

SHOES, STOCKINGS & PERSONAL REQUIREMENTS

UNDERGARMENTS

It's recommended students wear flesh coloured undergarments so that they aren't seen underneath costumes. For girls that need to wear crop tops under costumes, please ensure straps are thin & skin coloured or attachable with plastic invisible straps. Boys can wear black briefs as most of their pants are black



BALLET - SHOES & STOCKINGS

Shoes: Canvas or Leather Split Sole Ballet Shoes. Please wash canvas shoes / paint leather if they are dirty or marked
Stockings: Convertible Ballet Stockings (Blush)



TAP SHOES & STOCKINGS

Shoes: Tan Tap Shoes
Stockings: Skintone Convertible stockings from WPAS office or Market St Stitches

Girls

Boys



KLT - JAZZ SHOES & STOCKINGS

Shoes: Camel (tan) Jazz shoes (NOW AT THE OFFICE)
Stockings: Skintone Convertible Stockings from WPAS office
Shorts: We ask that all Junior / Inter Jazz & Theatre students also bring or wear their own black 'shorties' for underneath costumes (available from Big W, Kmart etc)



MUSICAL THEATRE - SHOES & STOCKINGS

Shoes: Black Jazz Shoes or Black Street Shoes with black socks
Stockings: N/A
Shorts: We ask that all Theatre students also bring or wear their own black 'shorties' for underneath costumes (available from Big W, Kmart etc)



HIP HOP - SHOES & ACCESSORIES

Shoes: Black Street Shoes
Stockings: None
Shorts: Black Shorts & Crop Top for under costume



CONTEMP & LYRICAL - SHOES & STOCKINGS

Shoes: Barefeet
Stockings: Skintone Convertible Stockings from WPAS office or Market St Stitches



WONDERLAND









HAIR & MAKEUP

Stage makeup isn't about trying to make our little ones look 'older' and 'mature.' It's all about enhancing your child's features to match the heightened colours in their sets, costumes and lights around them so that their expression doesn't get lost. Bright stage lights can wash out facial features, making it hard for the audience to see expressions. Makeup helps define the face and enhances visibility from a distance. It also allows performers to embody their characters more fully and learn the process of being a performer onstage!

There are lots of brands that use mineral ingredients and free from toxins and chemicals which are a great option for stage makeup - these are best purchased from a chemist as the supermarkets can be limited. Nude by Nature and INKA are some of the regular brands



| MAKEUP STEPS | TIPS |
|--|---|
| 1. Foundation & Concealer <i>(Boys & Girls)</i> | Foundation Tip - If you feel foundation is heavy for your child's face, use a BB cream and 'build' it up. Make sure their foundation isn't lighter than their skin tone as the stage lights will naturally brighten their face. Keep it at their current skintone or a slight shade darker. |
| 2. Eyeshadow (White, tan, gold) <i>(Girls)</i> | Warm Brown Eyeshadow on eyelid, white eyeshadow blended underneath the eyebrow into the brown. Gold or Shimmer can then go over the brown eyeshadow <i>Blending Tip - Use a fluffy eyeshadow brush in small circular motions</i> |
| 3. Black Mascara + Eyebrows <i>(Girls & Boys)</i> | Mascara Tip - have your child close their eyes. Pull up the eyelid gently to apply mascara to the lashes whilst their eyes are closed. If eyebrows are quite fair, use a natural eyebrow pencil colour to darken them only by a shade or two |
| 4. Black Liquid eyeliner <i>(For Jnr / Inter / older students)</i> | Apply Liquid Eyeliner on the top of eyelids finishing slightly off the eye and in an upwards flick |
| 5. Blush / Bronzer <i>(Girls & Boys)</i> | Gently apply pink blush to apples of cheek and extend to hairline. If you have a bronzer / brown tone blush you can also apply this if you feel confident as a contour. Have your child suck in their cheeks and make a fish face, then follow the line underneath their cheekbone. |
| 6. Bright Red Lipstick / Lip Balm <i>(Girls & Boys)</i> | For girls - Because the lights and our costumes are bright and colourful, wearing bright lipstick enhances our features with the setting of being onstage without having to add any heavy makeup. Lipstick Tip - for longer wearing, choose a matte lipstick with pawpaw on top so lips don't dry out but the colour doesn't move. Boys - Boys to wear pawpaw / lip balm |
| HAIR FOR BOYS / MALES | TIPS |
| | Depending on their comfortability, as long as Boys hair is away from their face that's the most important thing! We encourage boys to style their hair for performance regardless of their hair length (you don't have to cut it shorter if they like it longer.) If their hair is long enough to tie back, you can tie it back and under itself like a bun tuck / 'man' bun. |

| HAIR STEPS FOR BUNS | TIPS |
|--|---|
| <p>1. Unwashed hair = best</p> | <p>You would think that having freshly washed hair for a bun is the key however hair that is unwashed and has a little 'grit' in it from a day or two before is the best condition for styling your child's hair.</p> |
| <p>2. Wet / Dampen Hair</p>  | <p>Wet or dampened hair works best. Spray their hair with a spray bottle of water before brushing their hair</p> |
| <p>3. Gel</p>  | <p>Gel is your friend! Add a little gel to the top and sides to their hairline, where the fly always escapes. Now, brush their hair back, brushing any excess gel into the wet hair</p> |
| <p>4. Brush Hair Back</p>  | <p>Use a "smoothing brush" or comb to brush hair into a ponytail. Regular brushes with plastic bristles aren't smooth and create separations in your hair. Any brush with close bristles will brush hair back uniformly and back into a ponytail. When you tie their hair back, ensure the ponytail is in a diagonal line with their chin so that the bun placement isn't too high or too low.</p> |
| <p>5. Hair ties & Pins</p>  | <p>When you put their hair in a ponytail, use an elastic that matches their hair color and blends in. If you use a colored hair tie, it may be seen under the stage lights.</p> <p>Bobby pins should match hair color too! Blondes, don't use black pins. Brunettes, don't use blonde or metallic pins. Not all bobby pins are the same.. Find a pin that suits their hair type. Smaller pins are better for thin hair. Long jumbo pins work best for thick hair.</p> |
| <p>6. Twist the ponytail into a bun!</p>  | <p>Twist your ponytail into a rope and wrap it around the hair tie. Be sure to pin the twisted ponytail to your head as you wrap it around. When you bobby pin your bun, pin your hair like numbers on a clock.</p> |
| <p>7. Hairnet to lock it in place</p>  | <p>Don't forget a hair net! Select a hair net that is similar to your natural hair color and wrap it around the bun after you've pinned it. For dancers with layers in their hair, this will help keep the shorter layers tucked down and not sticking up all over the place. You can also reshape the bun at this stage if it hasn't pinned in a great shape.. Leave the hairnet tight around the bun and re pin the hair to create the shape</p> |
| <p>8. Hairspray</p>  | <p>Seal the deal with a small spritz of hairspray to keep it from moving around and getting messy during costume changes.</p>  |

How you can be part of the process and feel prepared...

We take pride in offering high-quality production experiences for our students, families, and audiences. Each year, we learn from your feedback to refine our approach, ensuring that the production experience is enjoyable and not overwhelming for families.

To help you feel involved and part of this exciting experience, here are some key steps:

Mark your calendar: Make sure to enter all important dates related to rehearsals, performances, and events into your family calendar or diary.

Stay informed: Identify the best way for you to receive updates and information from us. We know parents are overloaded with information constantly - we don't want to be another extracurricular activity that adds to that! Staying connected with your choice of communication platform will help you keep track of everything you need to know. We recommend checking in once a week for updates to avoid information overload.

Engage with us: Don't hesitate to reach out if you have questions or need clarification. We're here to support you and ensure that the process is as smooth as possible.

Currently, we use the following communication methods (however, you can always let us know if you prefer a different method!)

- Facebook WPAS Parents & Students Info Group
- Emails
- WPAS Website (Families Tab)
- Printed handouts
- WPAS Noticeboards
- Dancestudio Pro App / Website



HAVE YOU DOWNLOADED THE DANCE STUDIO PRO APP?

Did you know you can download the Dance Studio Pro App from the App store - Once you've logged into your account, you will always have personalised access to the information that's just for you and your child. We highly recommend it for easy access to YOUR information so that you aren't overloaded with information.

