

# WONDERLAND

## COSTUME REHEARSAL DAY AT WPAS SUNDAY 17TH NOVEMBER

### Welcome to our Costume Rehearsal day for Wonderland!

A day where students learn and understand the process of wearing their costume for their routines, dances and songs. Preparing for and wearing a costume takes practise - and this is the day for it!

We make sure costumes fit well with student's stockings and dance shoes and make any adjustments to customise the costume to your child's body. This service is all included in your costume fee and we also provide the transportation, steaming and preparation of each costume for the performances so that you don't have to!

There are two Hair and Makeup tutorials held this day which are open for all students and parents to attend. We will have a camera set up and a tv screen so that you can see the finer details of how to correctly and effectively do hair and makeup. Every child is unique, how you do their hair and makeup is no different - we can teach you the generic way then help you tailor it to suit your child.

Jack and Tracy will be in the office between 10.00am and 2.00pm for all of your stockings, shoes and WPAS merch needs! It's a great opportunity to come and ask questions and gain more clarity about the Production process.

Classes scheduled for rehearsal on 17th Nov	Classes not scheduled / do not need to attend
Pri / Jnr Tap Sat Primary Adv Sat Ballet Pri/ Jnr Hip Hop Primary MT Sat  Grade 1 2 Ballet Grade 3 / 5 Ballet Junior KLT Tues Jnr/Int Hip Hop Wed Junior Lyrical Tues Jnr/Int Tap Tuesday Junior Adv MT Saturday 8s Eisteddfod Team  10s Eisteddfod Team Inter Lyrical Inter Adv Hip Hop Inter KLT Inter Adv Contemp Inter Adv KLT Inter Adv Lyrical Inter MT Thurs Inter Adv MT Thurs Inter Adv MT Sat  Wonderland Script Characters	Primary Combo Mon Primary Combo Sat Pre Pri Ballet Wed Fairy Feet Tues

## GROUP 1 - SUNDAY 17TH NOV - COSTUME REHEARSAL DAY @ WPAS

**GROUP 1: Arrive at 8.45am / Finish at 10.15am or Come to Tutorial 10.15am - 11.00am**

Time	Class	Teacher	Notes
9.00am - 10.15am	Junior Lyrical Tues Primary Adv Sat Ballet Junior KLT Tues Jnr/Int Hip Hop Wed 8s Eisteddfod Team	Amy Amy Amy Seeana/Teg Seeana/Teg	<p><b>Group 1 Students in this block:</b></p> <ul style="list-style-type: none"> <li>Kate Boettiger</li> <li>Ella Breed</li> <li>Piper Burke</li> <li>Evelyn Cockroft</li> <li>Arleigha Corrigan</li> <li>Savannah Devlin</li> <li>Bliss Evans</li> <li>Evelyn Ewart</li> <li>Layla Forbes</li> <li>Imogen Muggleton</li> <li>Avril Murdock</li> <li>Calla Lily Perkins</li> <li>Frankie May Spyve</li> <li>Kylah Townley</li> <li>Emerald Fidge</li> <li>Ciara Hannaford</li> </ul>
10.15 - 11.00am	Hair, makeup, accessories tutorial for Parents & Students		Student Break

## GROUP 2 - SUNDAY 17TH NOV - COSTUME REHEARSAL DAY @ WPAS

**GROUP 2: Come to Tutorial 10.15am - 11.00am or arrive at 10.45am / Finish at 12.30pm**

Time	Class	Teacher	Notes
10.15 - 11.00am	Hair, makeup, accessories tutorial for Parents & Students		Student Break
11.00am - 12.30pm	Inter Adv Lyrical Pri / Jnr Tap Sat Inter Adv KLT Pri/ Jnr Hip Hop Inter Adv Contemp Grade 1 2 Ballet	Kaity Amy Kaity Matt Kaity Jade	<p><b>Group 2 Students in this block:</b></p> <ul style="list-style-type: none"> <li>Emily Ashcroft</li> <li>Zoe Ashcroft</li> <li>Savannah Bailey</li> <li>Everly Baker</li> <li>Maya Brand</li> <li>Freya Hannaford</li> <li>Evie Hollywood</li> <li>Mimi Kyburz</li> <li>Sari Pearson</li> <li>Taylah Pitt</li> <li>Mali Purser</li> <li>Mahli Webb</li> <li>Sopheee Williams</li> <li>Arleigha Corrigan</li> <li>Joy McLean</li> </ul>

## GROUP 3 - SUNDAY 17TH NOV - COSTUME REHEARSAL DAY @ WPAS

**GROUP 3:** Arrive at 12.15pm / Finish at 2.00pm or come to tutorial 2.00pm - 2.45pm

Time	Class	Teacher	Notes
12.30pm - 2.00pm	Inter Adv Hip Hop 10s Eisteddfod Team Primary MT Sat Inter Lyrical Junior Adv MT Sat Inter KLT	Cleo Kaity Bec Rich Ella Billie Ella	<p><b>Group 3 Students in this block:</b></p> <p>Everly Baker Mia Berger Ellouise Eggins Mila Mitchell Sienna Perrie Ella Breed Piper Burke Leo Bursle Savannah Devlin Evelyn Ewart Ciara Hannaford Dahlia Hanrahan Emily Hutton Lara Johnstone Olivia Miller Aria Murdock' Avril Murdock Ella Wakefield Ted Boughton-Dent Mia French Leo Lawrence Ellie Pleaner Aaliyah Teale-Zorzit</p> <p>Savannah Miller Emilia Nyhan Elsie White Ivy Ashcroft Emma Brissett Sabine Evanwood Josie Fidge Zali Hollywood Saachi Hyland-Kandola Mila Jimenez Billie Martin Aria Murdock Bronte Quigley Ada Tierney Savannah Bailey Arabella Beadle Savannah Burrows Arleigha Corrigan Charlene King Joy McLean Isla Miller Eve Nash Jentah Ngiau-Keng</p>
2.00pm - 2.45pm	Hair, makeup, accessories tutorial for Parents & Students		Student Break

## GROUP 4 - SUNDAY 17TH NOV - COSTUME REHEARSAL DAY @ WPAS

**GROUP 4:** Come to Tutorial 2.00pm - 2.45pm or arrive at 2.30pm / Finish at 4.00pm / Wonderland Characters finish at 4.30pm

Time	Class	Teacher	Notes
2.00pm - 2.45pm	Hair, makeup, accessories tutorial for Parents & Students		Student Break
2.30pm - 4.00pm	Grade 3 / 5 Ballet Jnr/Int Tap Tuesday Inter MT Thurs Inter Adv MT Thurs Inter Adv MT Sat	Jade Amy Bec Rich Bec Rich Jade	<p><b>Group 4 Students in this block:</b></p> <p>Everly Baker', Bonnie Hammond Mimi Kyburz , Tamsyn Robin Ella Wakefield , Charlotte Wiblen Riley Bursle , Leo Bursle Dahlia Hanrahan , Saachi Hyland-Kandola Ari Tarleton-Grant , Aria Murdock Avril Murdock , Mia Ursenbacher Ella Breed , Piper Burke Ciara Hannaford , Lara Johnstone Mikaela Keam , Charlene King Olivia Miller , Emma Brissett Edie McDonough , Evie Hollywood Jentah Ngiau-Keng , Millie Latham</p> <p>Iggy Dworjany , Sabine Evanwood Camilla Foldes , Sadie Hardaker Chloe Henwood , Spencer Locke Edie McDonough , Helyna Page Florence Pelmore , Will Thomspen Pippa Anders , Molly Mae Black Riley Bursle , Ellouise Eggins Isla Gourley , Freya Hannaford Evie Hollywood , Jude Jessup Mimi Kyburz , Alessi Lee Nicholas McAra , Amelie Peick Lily Reid , Isla Miller , Joy McLean Ellie Pleaner, Emerald Ralph</p>
4.30pm Finish	Wonderland Characters	Jade	

# WHAT TO BRING FOR COSTUME REHEARSAL DAY

**ARRIVE IN:** WPAS Uniform Tshirt and either black shorts or leggings. Girls to wear a nude/flesh coloured crop top and underwear.

**BRING:** All stockings, shoes and accessories listed below. Pack some snacks and water - keep your food in the fridge if you need! If you would like to try the makeup and hair demonstration with us, bring along your makeup and hair supplies.

**TIPS:** Hot tips for the day! Name everything your child is bringing on the day - bring a wide washing basket or tub for your child to keep their bags and things together in one spot as costume rehearsal day can get a bit chaotic.

<p><b>BALLET SHOES &amp; STOCKINGS</b></p> <p>There are three options for purchasing your ballet accessories:</p> <ul style="list-style-type: none"> <li>- MDM ballet shoes &amp; stockings from WPAS office</li> <li>- PW Micro Classic Pro Convertible Ballet Stockings (Blush) &amp; Canvas Split Sole Ballet Shoes</li> </ul> <p><b>MDM</b></p>  <p>Stretch Canvas Split Sole Flat Child</p>	<p><b>TAP SHOES &amp; STOCKINGS</b></p> <p><b>Shoes:</b> Tan Tap Shoes</p> <p><b>Stockings:</b> Skintone Convertible stockings from WPAS office or Market St Stitches</p> 
<p><b>JAZZ SHOES &amp; STOCKINGS</b></p> <p><b>Shoes:</b> Camel (tan) Jazz shoes</p> <p><b>Stockings:</b> Skintone Convertible Stockings from WPAS office</p> <p><b>Shorts:</b> We ask that all Junior / Inter Jazz &amp; Theatre students also bring or wear their own black 'shorties' for underneath costumes (available from Big W, Kmart etc)</p> 	<p><b>MUSICAL THEATRE SHOES &amp; STOCKINGS</b></p> <p><b>Shoes:</b> Black Jazz Shoes or Black Street Shoes with black socks</p> <p><b>Stockings:</b> N/A</p> <p><b>Shorts:</b> We ask that all Theatre students also bring or wear their own black 'shorties' for underneath costumes (available from Big W, Kmart etc)</p> 
<p><b>HIP HOP / BOYS</b></p> <p><b>Shoes:</b> Black Street Shoes</p> <p><b>Stockings:</b> None</p> <p><b>Shorts:</b> Black Shorts &amp; Crop Top for under costume</p> 	<p><b>CONTEMP &amp; LYRICAL:</b></p> <p><b>Shoes:</b> Barefeet</p> <p><b>Stockings:</b> Skintone Convertible Stockings from WPAS office or Market St Stitches</p> 

# HAIR & MAKEUP - A GREAT OPPORTUNITY TO PRACTISE!

Below is an example of the colour palette we use for eye makeup. All Primary, Junior and inter Students will require foundation base light eye shadow, black mascara, blush and red lipstick. Students are required to wear their hair in a high Bun.

## MAKEUP

### 1. Foundation & Concealer

*Foundation Tip - because the lights wash out our faces, it's best to have a slightly darker skin tone than your natural skin colour which evens out under light*

**2. Warm Brown Eyeshadow on eyelid, white eyeshadow blended underneath the eyebrow into the brown. Gold or Shimmer can then go over the brown eyeshadow** *Blending Tip - Use a fluffy eyeshadow brush*

**3. Apply Mascara. If eyebrows are quite fair, use a natural eyebrow pencil colour to darken them**

*Mascara Tip - If applying to someone else, have them close their eyes and pull up the eyelid gently to apply mascara to the lashes whilst their eyes are closed*

**4. Apply Liquid Eyeliner on the top of eyelids finishing slightly off the eye and in an upwards flick**

**5. Small amount of Brown Bronzer / Contour Powder to define cheekbones**

*Contour Tip - suck in your lips and follow the line of your upper cheekbones*

**6. Soft Pink Blush on apples of cheek**


**7. Ruby Red Lip Liner & Lipstick / Matte (The brightest red pretty much!)**

*Lipstick Tip - I find the longest wearing is a matte lipstick with pawpaw on top so lips don't dry out but the colour doesn't move*

**8. Boys - small amount of bronzer on cheeks**

Recommended Makeup Brand - DB (Designer Brands) available from Terri White Chemist & Coffs Discount Chemist


- 1 Makeup Sponge
2. BB Cream
3. Foundation
4. Liquid Eyeliner
5. Mascara
6. Eyeshadow Brush
7. Eyeshadow & Contour
7. Lip Liner
8. Eyebrow Pencil
9. Eyeshadow Brush
10. Blush Brush
11. Matte Lipstick
12. Eyeshadow
13. Paw Paw



All students will have their hair in a high Bun (see image.)

The best tip is to ensure the bun is in a diagonal line from the chin and not too high on top or lower on the centre of the head. Use plenty of gel or hairspray (your choice of hair glue!) to secure all flyaways so that hair is slick. We will have headpieces for you!

**Boys** - For boys hair please style nicely with gel, hair off eyes. Longer hair should be tied or pinned back.



# SIGN UP TO BE A VOLUNTEER PARENT HELPER!

Every year we improve and refine our Volunteer Parent Helper processes and tasks, this year we are ready to implement our upgrades to create an even better experience for all!

Volunteering not only benefits the children but also strengthens the community, making the event enjoyable for everyone involved.

## Responsibilities and Tasks of Being a Parent Volunteer:

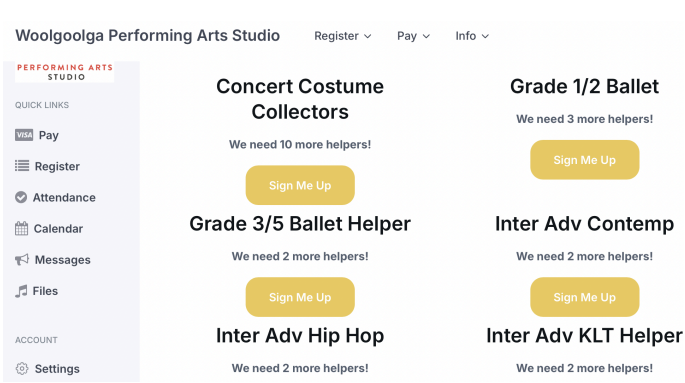
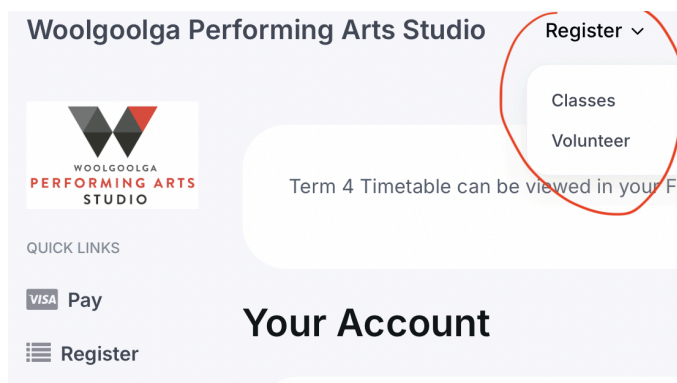
- Costume Management: Ensure all children change into their correct costumes before the performance.
- Stage Management: Assist in guiding children to the stage at the appropriate times, ensuring they are ready to perform.
- Supervision: Monitor the children during rehearsals and the concert to ensure their safety and well-being.
- Encouragement: Offer emotional support to young students, helping to boost their confidence before going on stage.

## Check out the perks to being a Volunteer Parent Helper!

- Parent helpers get a close-up view of their child's performance from the side stage, enhancing their child's stage experience and makes for lasting memories for both the parent and child.
- By volunteering, parents help create a positive atmosphere for all performers, fostering teamwork and community spirit.
- Volunteers receive a complimentary ticket to be used for another family member

## It's easy to register as a volunteer in just 3 steps!

- 1) LOG IN TO YOUR DSP PORTAL / APP
- 2) CLICK 'REGISTER' AND 'VOLUNTEER'
- 3) SELECT THE CLASSES YOU CAN VOLUNTEER TO HELP FOR



***We understand if you're unable to attend every rehearsal however we appreciate all the help we can get, if there's some days you can't make it just let us know!***